

C SERIES 14

CABLE JACKS

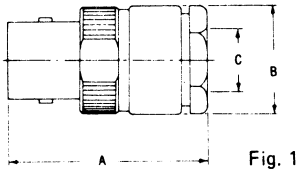


Fig. 1

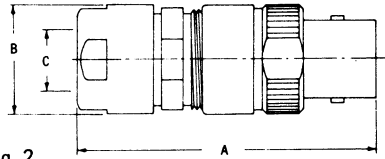


Fig. 2

DELTA PART NO.	FIG.	DIELECTRIC	USED WITH CABLE RG-/U	DIMENSIONS			REMARKS
				A	B	C	
UG572A/U	1	Teflon	8A, 9B, 87A, 213, 214, 225	1-13/32	3/4	.442	
UG633A/U	1	Teflon	5B, 21A, 143A, 212, 222	1-13/32	3/4	.345	
UG944A/U	2	Teflon	10A, 12A, 215, 227	2	3/4	.516	
1408-004-A001	1	Teflon	8A, 9B, 87A, 213, 214, 225	1-13/32	3/4	.442	Captive Contact

PANEL JACKS

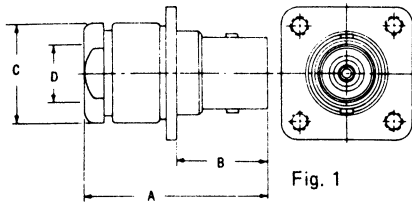


Fig. 1

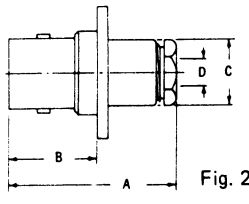


Fig. 2

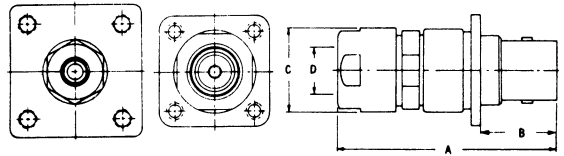


Fig. 3

DELTA PART NO.	FIG.	DIELECTRIC	USED WITH CABLE RG-/U	DIMENSIONS				MTG. FIG.	REMARKS
				A	B	C	D		
UG571A/U	1	Teflon	8A, 9B, 87A, 213, 214, 225	1-13/32	11/16	3/4	.442	26	
UG629A/U	1	Teflon	5B, 21A, 143A, 212, 222	1-13/32	11/16	3/4	.345	26	
UG938A/U	3	Teflon	10A, 12A, 215, 227	2	11/16	3/4	.516	26	
1411-004-A261	1	Teflon	8A, 9B, 87A, 213, 214, 225	1-13/32	11/16	3/4	.442	26	Captive Contact
1411-015-A260	2	Teflon	55B, 58C, 141A, 142B, 223	1-9/32	11/16	1/2	.224	26	

SEE LAST PAGE FOR MOUNTING DIMENSIONS.

BULKHEAD JACKS

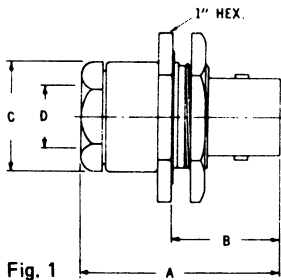


Fig. 1

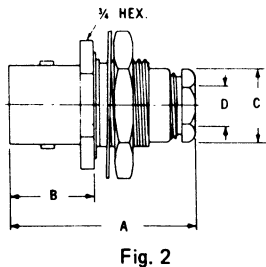


Fig. 2

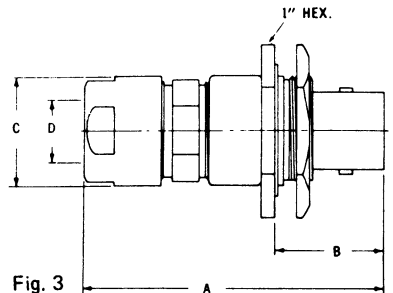


Fig. 3

DELTA PART NO.	FIG.	DIELECTRIC	USED WITH CABLE RG-/U	MAX. PANEL	DIMENSIONS			D	MTG. FIG.	REMARKS
					A	B	C			
UG570A/U	1	Teflon	8A, 9B, 87A, 213, 214, 225	1/8	1-13/32	3/4	3/4	.442	51	
UG630A/U	1	Teflon	5B, 21A, 143A, 212, 222	1/8	1-13/32	3/4	3/4	.442	51	
UG631A/U	2	Teflon	59B, 62A, 71B, 140, 210	3/16	1-1/4	19/32	1/2	.258	54	
UG704B/L	2	Teflon	55B, 58C, 141A, 142B, 223	3/16	1-1/4	19/32	1/2	.224	54	
UG937A/U	3	Teflon	10A, 12A, 215, 227	1/8	2	3/4	3/4	.516	51	
1416-004-A511	1	Teflon	8A, 9B, 87A, 213, 214, 225	1/8	1-13/32	3/4	3/4	.442	51	Captive Contact

SEE LAST PAGE FOR MOUNTING DIMENSIONS.